

Signify Classified - Internal
Cooper Lighting Solutions Photometric Lab
1121 Highway 74 South
Peachtree City, GA 30269



Scaled data based on original data using
LM-79-08 Approved Method: Electrical and Photometric Measurements of Solid-
State Lighting Products

Test Report Prepared for
Cooper Lighting Solutions
(formerly Eaton)

Brand: STREETWORKS

Report Number: P868011

Luminaire Tested: **MEM2-HSN-SA-60-740-U-T2U-HSS**

Issue Date: 08/21/2024



Test Information

Test Method: LM-79-08
Report Number: P868011
Test Lab: INNOVATION CENTER(G3)
Issue Date: 08/21/2024
Manufacturer: COOPER LIGHTING SOLUTIONS (FORMERLY EATON)
Product Line: STREETWORKS
Catalog Number: MEM2-HSN-SA-60-740-U-T2U-HSS
Description: EPIC MODERN SHORT HOUSING DISCRETE LED ARRAYS 60W 70CRI 4000K
FIXTURE w/ TYPE II URBAN DISTRIBUTION OPTIC AND HOUSE SIDE SHIELD
Light Source: (20) 4000K CCT, 70 CRI LEDS
Ballast/Driver: ELECTRONIC DRIVER

Summary

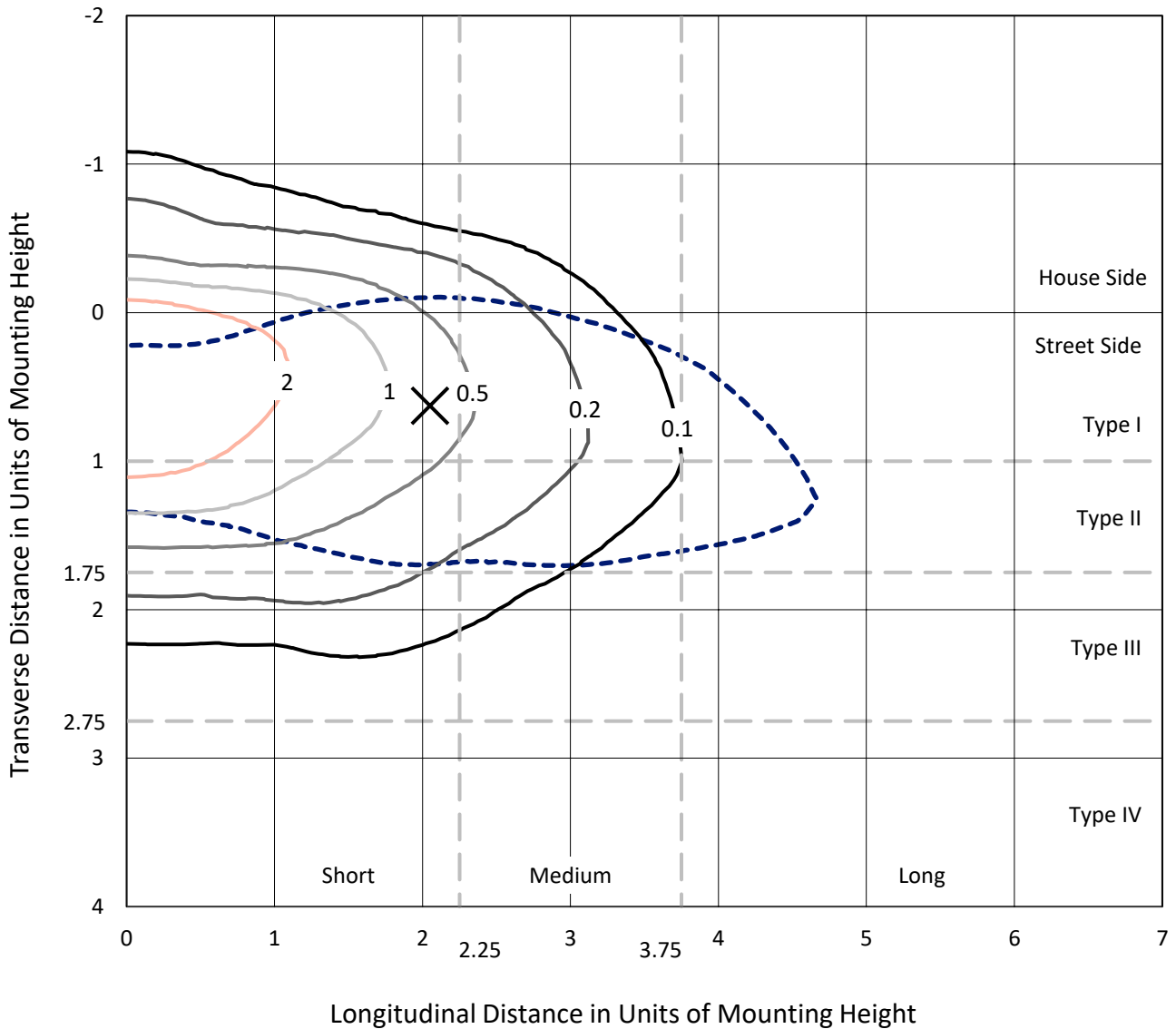
Lumens per Lamp: N/A
Luminaire Lumens: 6330.8 lumens
Efficiency: N/A
Efficacy: 103.8 lumens/watt
Luminous Opening: Rectangular (W 0.67' x L: 0.33' x H: 0')
IES Classification: Type II - Short
BUG Rating: B1 - U0 - G1

Input Watts (W): 61
Input Voltage (V): 120
Input Current (Ain): NR
Voltage Rise (V): NR
Power Factor: 0.99
Total Harmonic Distortion (THDi): 9.89%
Frequency (hertz): 60
Stabilization Time: NR
Operation Time: NR
Ambient Temperature (°C): NR
Test Distance: 24 FT

REPORT NUMBER: P868011
 CATALOG NUMBER: MEM2-HSN-SA-60-740-U-T2U-HSS

Iso-Footcandle Lines of Horizontal Illumination

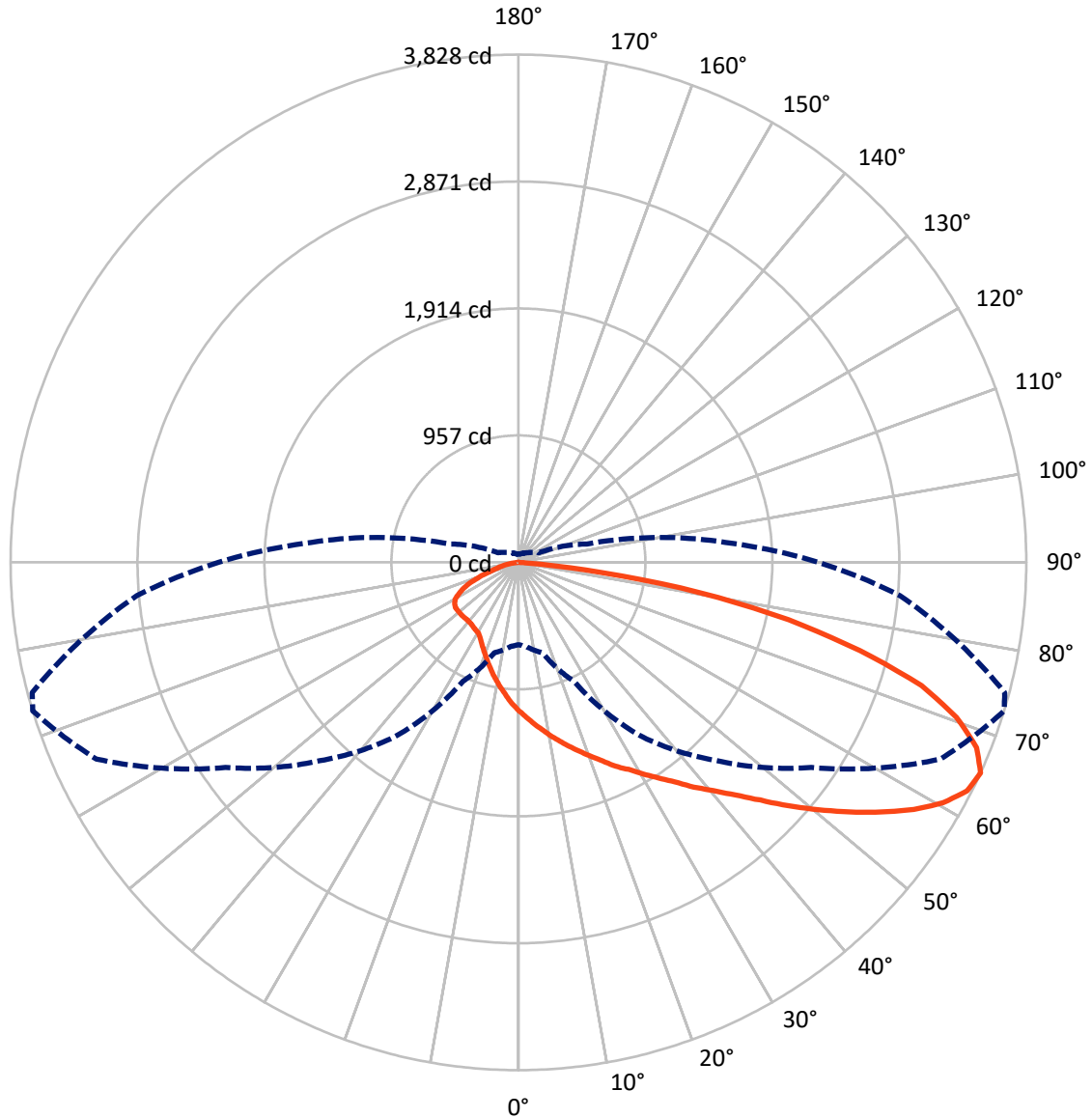
× Max cd
 - - - 1/2 Max cd



Based on 20 foot mounting height. Maximum calculated value = 4.5 fc
 Type II - Short - N/A

REPORT NUMBER: P868011
CATALOG NUMBER: MEM2-HSN-SA-60-740-U-T2U-HSS

Luminous Intensity Polar Plot



— Vertical Plane Through 73-Deg Lateral - - - Horizontal Cone Through 65-Deg Vertical

REPORT NUMBER: P868011
 CATALOG NUMBER: MEM2-HSN-SA-60-740-U-T2U-HSS

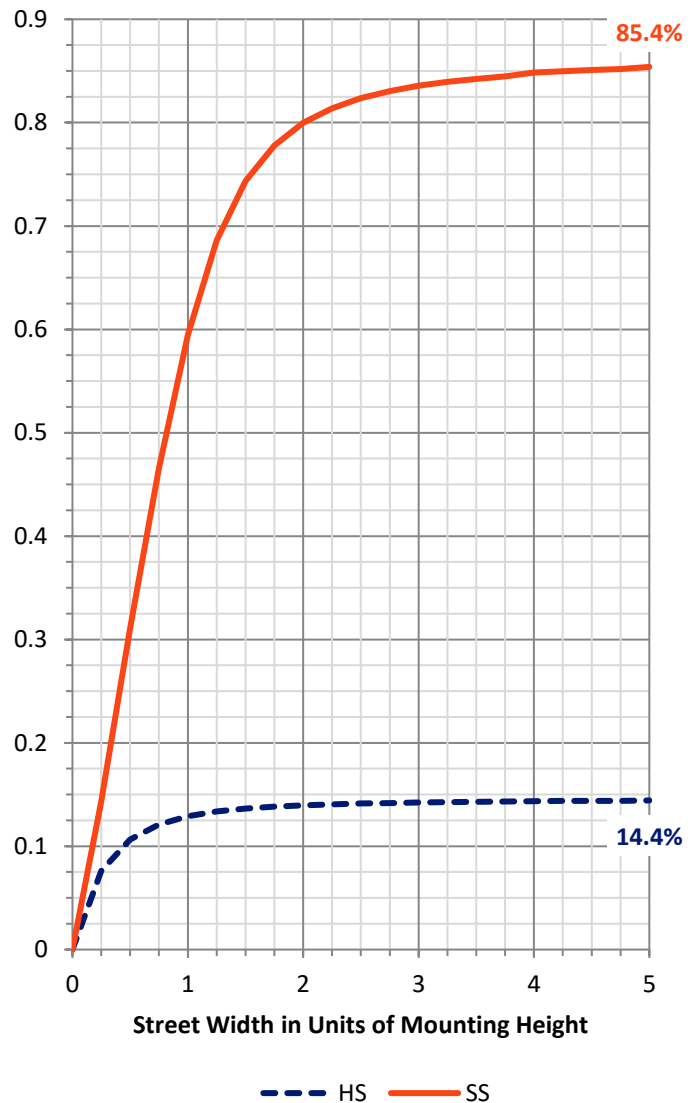
FLUX DISTRIBUTION:

		Downward	Upward	Total
House Side	Lumens	920.6	0.0	920.6
	% Fixture	14.5	0.0	14.5
Street Side	Lumens	5410.2	0.0	5410.2
	% Fixture	85.5	0.0	85.5
Total	Lumens	6330.8	0.0	6330.8
	% Fixture	100.0	0.0	100.0

Coefficient of Utilization

ZONAL LUMENS:

Zone	Lumens	% Fixture
0°-10°	108.4	1.7
10°-20°	329.5	5.2
20°-30°	551.8	8.7
30°-40°	832.3	13.1
40°-50°	1176.1	18.6
50°-60°	1323.3	20.9
60°-70°	1186.7	18.7
70°-80°	721.7	11.4
80°-90°	101.0	1.6
90°-100°	0.0	0.0
100°-110°	0.0	0.0
110°-120°	0.0	0.0
120°-130°	0.0	0.0
130°-140°	0.0	0.0
140°-150°	0.0	0.0
150°-160°	0.0	0.0
160°-170°	0.0	0.0
170°-180°	0.0	0.0
0°-90°	6330.8	100.0
0°-180°	6330.8	100.0



REPORT NUMBER: P868011

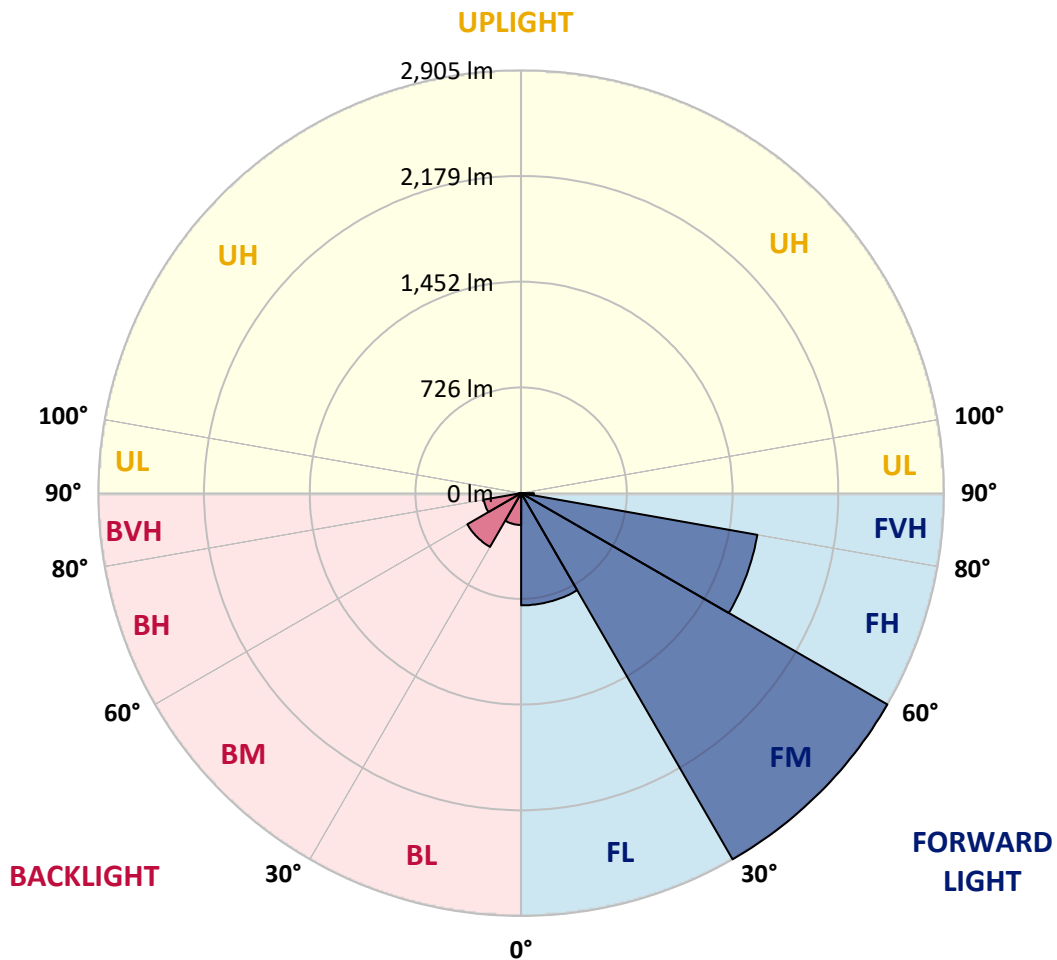
CATALOG NUMBER: MEM2-HSN-SA-60-740-U-T2U-HSS

LUMINAIRE CLASSIFICATION SYSTEM LUMEN TABLE AND BUG RATING:

Zone	Lumens	% Fixture	Zone Rating/Lumen Limit		
			B	U	G
FL (0°-30°)	771.0	12.2			
FM (30°-60°)	2904.9	45.9			
FH (60°-80°)	1647.7	26.0			G1/1800
FVH (80°-90°)	86.8	1.4			G1/100
BL (0°-30°)	218.7	3.5	B1/500		
BM (30°-60°)	426.9	6.7	B1/1000		
BH (60°-80°)	260.8	4.1	B1/500		G1/500
BVH (80°-90°)	14.2	0.2			G1/100
UL (90°-100°)	0.0	0.0		U0/0	
UH (100°-180°)	0.0	0.0		U0/0	

BUG Rating: B1-U0-G1

Type II Short





REPORT NUMBER: P868011

CATALOG NUMBER: MEM2-HSN-SA-60-740-U-T2U-HSS

CANDELA DISTRIBUTION (FULL):

	0°	5°	15°	25°	35°	45°	55°	65°	73°	75°	85°
0°	1123.1	1123.1	1123.1	1123.1	1123.1	1123.1	1123.1	1123.1	1123.1	1123.1	1123.1
2.5°	1296.3	1288.9	1277.7	1268.4	1251.6	1229.3	1210.6	1186.4	1169.7	1164.1	1139.9
5°	1484.4	1475.1	1462.1	1439.7	1395.0	1369.0	1320.5	1264.7	1220.0	1210.6	1154.8
7.5°	1678.1	1674.4	1644.6	1611.1	1557.1	1499.3	1424.8	1337.3	1272.1	1257.2	1171.5
10°	1842.0	1825.3	1808.5	1776.8	1719.1	1637.2	1540.3	1419.2	1328.0	1303.8	1188.3
12.5°	1940.7	1935.2	1920.3	1883.0	1827.1	1756.4	1640.9	1499.3	1382.0	1348.5	1205.1
15°	2013.4	2019.0	2004.1	1979.9	1922.1	1855.1	1743.3	1583.1	1439.7	1400.6	1223.7
17.5°	2082.3	2078.6	2076.7	2048.8	1996.6	1929.6	1816.0	1652.1	1497.5	1454.6	1242.3
20°	2121.4	2123.3	2119.5	2108.4	2058.1	1992.9	1886.7	1734.0	1560.8	1512.4	1266.5
22.5°	2141.9	2149.3	2156.8	2154.9	2114.0	2063.7	1953.8	1799.2	1626.0	1575.7	1296.3
25°	2154.9	2160.5	2177.3	2199.6	2162.4	2121.4	2028.3	1877.4	1702.3	1644.6	1331.7
27.5°	2166.1	2173.6	2194.0	2227.6	2197.8	2173.6	2093.5	1944.5	1767.5	1715.4	1372.7
30°	2238.8	2248.1	2248.1	2264.8	2231.3	2225.7	2166.1	2024.6	1849.5	1793.6	1424.8
32.5°	2430.6	2412.0	2378.4	2361.7	2281.6	2283.5	2236.9	2104.6	1937.0	1881.1	1490.0
35°	2596.4	2596.4	2555.4	2501.4	2372.9	2346.8	2318.8	2210.8	2032.0	1978.0	1575.7
37.5°	2756.5	2758.4	2715.6	2669.0	2521.9	2428.7	2413.8	2313.3	2149.3	2086.0	1665.1
40°	2857.1	2868.3	2857.1	2821.7	2680.2	2572.1	2507.0	2428.7	2261.1	2212.7	1767.5
42.5°	2873.9	2896.2	2937.2	2948.4	2795.6	2700.7	2626.2	2547.9	2395.2	2341.2	1884.9
45°	2831.0	2838.5	2929.7	2942.8	2881.3	2803.1	2752.8	2687.6	2555.4	2508.8	2015.2
47.5°	2713.7	2698.8	2730.5	2844.1	2868.3	2864.6	2877.6	2845.9	2741.6	2682.0	2158.7
50°	2462.3	2467.8	2570.3	2708.1	2791.9	2886.9	2970.7	3006.1	2929.7	2870.1	2313.3
52.5°	2004.1	2030.1	2225.7	2551.7	2696.9	2872.0	3037.8	3157.0	3125.3	3067.6	2466.0
55°	1646.5	1685.6	1881.1	2300.2	2566.6	2799.4	3076.9	3315.3	3320.9	3276.2	2605.7
57.5°	1288.9	1320.5	1527.3	1910.9	2380.3	2685.8	3082.5	3451.3	3514.6	3462.4	2728.6
60°	1009.5	1031.8	1152.9	1592.5	2151.2	2523.7	3041.5	3559.3	3678.5	3639.4	2834.8
62.5°	765.5	782.3	890.3	1259.1	1870.0	2333.7	2903.7	3598.4	3794.0	3756.7	2894.4
65°	620.2	635.1	705.9	989.0	1592.5	2114.0	2695.1	3509.0	3827.5	3794.0	2886.9
67.5°	506.6	512.2	569.9	771.1	1346.6	1866.2	2389.6	3276.2	3725.0	3723.2	2801.2
70°	409.8	424.7	473.1	614.6	1119.4	1581.3	2033.9	2911.1	3503.4	3522.0	2629.9
72.5°	348.3	352.0	394.9	508.5	912.6	1283.3	1683.7	2490.2	3177.5	3192.4	2361.7
75°	294.3	299.9	331.5	411.6	741.3	1018.8	1354.1	2011.5	2659.7	2723.0	1989.2
77.5°	253.3	255.2	277.5	339.0	527.1	765.5	992.7	1508.6	2082.3	2127.0	1562.7
80°	199.3	203.0	227.2	268.2	366.9	497.3	685.4	1031.8	1391.3	1441.6	1082.1
82.5°	93.1	104.3	109.9	147.1	191.8	245.9	324.1	430.2	629.5	627.7	504.7
85°	9.3	7.5	7.5	11.2	16.8	16.8	20.5	24.2	48.4	57.7	44.7
87.5°	0.0	0.0	0.0	1.9	3.7	3.7	3.7	5.6	5.6	5.6	5.6
90°	0.0	0.0	0.0	0.0	0.0	0.0	0.0	0.0	0.0	0.0	0.0



REPORT NUMBER: P868011

CATALOG NUMBER: MEM2-HSN-SA-60-740-U-T2U-HSS

CANDELA DISTRIBUTION (continued):

	90°	95°	105°	115°	125°	135°	145°	155°	165°	175°	180°
0°	1123.1	1123.1	1123.1	1123.1	1123.1	1123.1	1123.1	1123.1	1123.1	1123.1	1123.1
2.5°	1128.7	1111.9	1082.1	1054.2	1035.6	1020.7	996.4	981.5	970.4	955.5	953.6
5°	1125.0	1095.2	1035.6	985.3	936.8	895.9	853.0	827.0	799.0	786.0	797.2
7.5°	1128.7	1080.3	987.1	910.8	838.1	772.9	717.1	681.7	655.6	642.6	644.4
10°	1130.6	1067.2	946.2	840.0	746.9	670.5	607.2	558.8	527.1	519.6	510.3
12.5°	1126.8	1050.5	905.2	771.1	659.3	575.5	501.0	463.8	432.1	417.2	417.2
15°	1130.6	1037.4	862.3	707.8	581.1	484.3	420.9	380.0	361.3	348.3	350.2
17.5°	1130.6	1026.2	821.4	646.3	504.7	415.3	357.6	324.1	305.5	298.0	296.1
20°	1143.6	1016.9	782.3	588.6	437.7	353.9	307.3	281.2	266.3	258.9	255.2
22.5°	1152.9	1009.5	746.9	532.7	381.8	309.2	270.1	245.9	234.7	231.0	231.0
25°	1169.7	1007.6	715.2	478.7	337.1	275.7	240.3	221.6	212.3	208.6	208.6
27.5°	1193.9	1011.3	685.4	432.1	303.6	242.1	216.1	201.2	195.6	193.7	191.8
30°	1229.3	1028.1	666.8	396.7	271.9	221.6	197.4	188.1	184.4	182.5	182.5
32.5°	1275.8	1057.9	659.3	378.1	253.3	204.9	184.4	176.9	173.2	173.2	171.4
35°	1333.6	1091.4	653.7	361.3	240.3	193.7	175.1	167.6	165.8	165.8	165.8
37.5°	1402.5	1126.8	644.4	350.2	232.8	184.4	167.6	160.2	160.2	160.2	160.2
40°	1478.8	1179.0	642.6	342.7	227.2	178.8	160.2	152.7	152.7	152.7	152.7
42.5°	1564.5	1234.9	640.7	337.1	223.5	175.1	152.7	145.3	145.3	145.3	145.3
45°	1668.8	1305.6	644.4	333.4	223.5	171.4	147.1	137.8	136.0	136.0	136.0
47.5°	1771.3	1372.7	648.2	329.7	219.8	165.8	139.7	130.4	128.5	126.7	126.7
50°	1881.1	1441.6	648.2	325.9	216.1	160.2	134.1	121.1	119.2	117.3	117.3
52.5°	1989.2	1499.3	650.0	320.4	206.7	150.9	124.8	113.6	109.9	108.0	106.2
55°	2093.5	1560.8	651.9	311.0	195.6	141.6	119.2	106.2	100.6	96.9	96.9
57.5°	2171.7	1611.1	642.6	292.4	180.7	132.2	109.9	96.9	89.4	85.7	85.7
60°	2246.2	1642.7	625.8	264.5	165.8	122.9	102.4	87.5	80.1	76.4	76.4
62.5°	2276.0	1648.3	586.7	216.1	147.1	113.6	93.1	80.1	74.5	72.6	72.6
65°	2259.2	1624.1	534.5	171.4	130.4	102.4	85.7	74.5	67.1	61.5	61.5
67.5°	2168.0	1540.3	463.8	136.0	113.6	93.1	78.2	67.1	59.6	54.0	54.0
70°	1994.8	1406.2	361.3	108.0	98.7	82.0	70.8	61.5	54.0	48.4	48.4
72.5°	1739.6	1220.0	262.6	91.3	85.7	72.6	63.3	55.9	48.4	44.7	44.7
75°	1434.1	940.6	186.3	78.2	76.4	65.2	57.7	50.3	44.7	41.0	41.0
77.5°	1076.5	655.6	145.3	68.9	67.1	59.6	52.2	46.6	41.0	39.1	37.3
80°	717.1	406.0	109.9	52.2	50.3	46.6	42.8	39.1	33.5	29.8	29.8
82.5°	320.4	171.4	55.9	29.8	26.1	22.4	18.6	13.0	13.0	11.2	11.2
85°	33.5	22.4	11.2	7.5	7.5	5.6	5.6	5.6	3.7	3.7	3.7
87.5°	5.6	5.6	3.7	3.7	3.7	1.9	1.9	1.9	1.9	1.9	1.9
90°	0.0	0.0	0.0	0.0	0.0	0.0	0.0	0.0	0.0	0.0	0.0

LM-79-2019: Approved Method: Electrical and Photometric Measurements of Solid-State Lighting Products

Report Prepared for

Cooper Lighting Solutions

Streetworks

Report Number: SP1-2407-157-5

Test Date: 08/07/2024

Luminaire Tested: MEM2-HTN-SA-30-740-U-5WQ-2

Data in this report applies to families of products including MEM2-HTN-SA-30-740-U-5WQ-2

Test Information

Test Method: LM-79-2019
 Report Number: SP1-2407-157-5
 Test Lab: COOPER LIGHTING SOLUTIONS
 Photometer: SP1 - 76IN SPHERE
 Measurement Geometry: 4π
 Issue Date: 08/20/2024
 Manufacturer: COOPER LIGHTING SOLUTIONS
 Product Line: Streetworks
 Catalog Number: **MEM2-HTN-SA-30-740-U-5WQ-2**
 Description: Epic Modern Light Square 30W 5WQ Optic and Flare Trim

Spectral Parameters

CCT (K): 3915
 CIE u': 0.2262
 CIE v': 0.5044
 Duv: 0.0010
 CIE x: 0.3850
 CIE y: 0.3816
 CIE z: 0.2334
 Peak Wavelength (nm): 449
 Dominant Wavelength (nm): 578
 Purity: 30.05482
 Rf: 73.2
 Rg: 93.9

CRI (Ra):	71.0		
R1:	67.6	R9:	-38.4
R2:	78.3	R10:	48.9
R3:	87.1	R11:	65.3
R4:	69.7	R12:	40.4
R5:	67.4	R13:	69.3
R6:	69.3	R14:	92.6
R7:	79.7	R15:	59.9
R8:	48.7		



Test Conditions

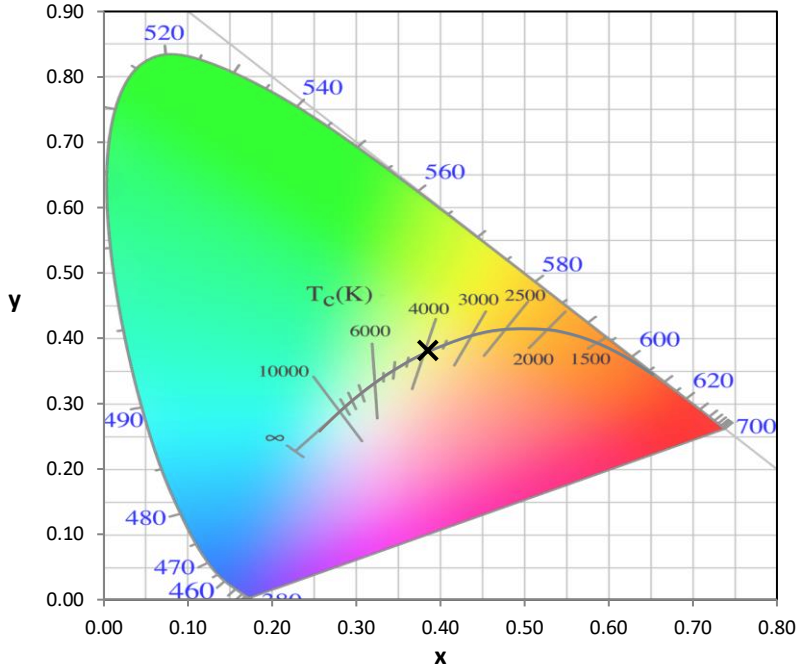
Stabilization Time: 21M
 Operation Time: 1H 21M
 Sphere Temperature (°C): 24.2

REPORT NUMBER: SP1-2407-157-5

Measurement and Test Equipment			
Instrument	Identification Number	Calibration Date	Calibration Due Date
Photometer	IN0058	6/18/2024	12/18/2024
Power Meter	INXT2011004	2/8/2024	2/8/2025
AC Power Source	IN0063	10/24/2023	10/24/2024
DC Power Source	IN0208	10/24/2023	10/24/2024
Sphere Thermometer	IN0085	10/24/2023	10/24/2024
Room Thermometer	IN0046	10/24/2023	10/24/2024

REPORT NUMBER: SP1-2407-157-5

CIE 1931 Chromaticity Diagram



CIE 1931 Chromaticity Diagram with 2017 ANSI 7-Step and 4-Step Quadrangles



Point lies inside the ANSI 4000K 4-step quadrangle

REPORT NUMBER: SP1-2407-157-5

Photopic Flux vs. Wavelength



Photopic Lumens: NR

λ (nm)	Power W [^] /nm	Lumens (ϕ /nm)	λ (nm)	Power W [^] /nm	Lumens (ϕ /nm)	λ (nm)	Power W [^] /nm	Lumens (ϕ /nm)	λ (nm)	Power W [^] /nm	Lumens (ϕ /nm)	λ (nm)	Power W [^] /nm	Lumens (ϕ /nm)
360	0	NR	490	112	NR	620	618	NR	750	15	NR	880	0	NR
365	0	NR	495	153	NR	625	563	NR	755	13	NR	885	0	NR
370	0	NR	500	216	NR	630	510	NR	760	11	NR	890	0	NR
375	0	NR	505	291	NR	635	456	NR	765	9	NR	895	0	NR
380	0	NR	510	366	NR	640	407	NR	770	8	NR	900	0	NR
385	0	NR	515	436	NR	645	359	NR	775	7	NR	905	0	NR
390	0	NR	520	492	NR	650	316	NR	780	6	NR	910	0	NR
395	2	NR	525	536	NR	655	277	NR	785	5	NR	915	0	NR
400	4	NR	530	567	NR	660	240	NR	790	4	NR	920	0	NR
405	7	NR	535	596	NR	665	208	NR	795	4	NR	925	0	NR
410	12	NR	540	619	NR	670	179	NR	800	3	NR	930	0	NR
415	25	NR	545	644	NR	675	154	NR	805	3	NR	935	0	NR
420	51	NR	550	671	NR	680	133	NR	810	3	NR	940	0	NR
425	100	NR	555	701	NR	685	114	NR	815	2	NR	945	0	NR
430	180	NR	560	735	NR	690	98	NR	820	2	NR	950	0	NR
435	315	NR	565	768	NR	695	83	NR	825	2	NR	955	0	NR
440	514	NR	570	798	NR	700	71	NR	830	1	NR	960	0	NR
445	828	NR	575	825	NR	705	61	NR	835	1	NR	965	0	NR
450	992	NR	580	843	NR	710	52	NR	840	1	NR	970	0	NR
455	652	NR	585	848	NR	715	44	NR	845	1	NR	975	0	NR
460	382	NR	590	844	NR	720	38	NR	850	1	NR	980	0	NR
465	282	NR	595	826	NR	725	32	NR	855	1	NR	985	0	NR
470	180	NR	600	800	NR	730	28	NR	860	1	NR	990	0	NR
475	119	NR	605	762	NR	735	24	NR	865	1	NR	995	0	NR
480	101	NR	610	719	NR	740	20	NR	870	1	NR	1000	0	NR
485	98	NR	615	669	NR	745	17	NR	875	0	NR			

REPORT NUMBER: SP1-2407-157-5

Scotopic Flux vs. Wavelength



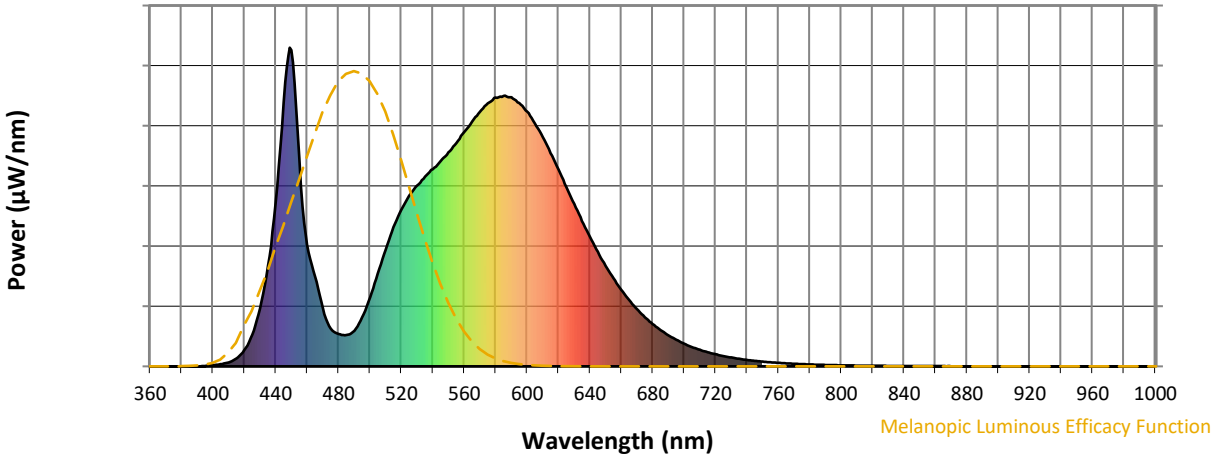
Scotopic Lumens: NR

S/P: 1.49

λ (nm)	Power W [^] /nm	Lumens (φ/nm)	λ (nm)	Power W [^] /nm	Lumens (φ/nm)	λ (nm)	Power W [^] /nm	Lumens (φ/nm)	λ (nm)	Power W [^] /nm	Lumens (φ/nm)	λ (nm)	Power W [^] /nm	Lumens (φ/nm)
360	0	NR	490	112	NR	620	618	NR	750	15	NR	880	0	NR
365	0	NR	495	153	NR	625	563	NR	755	13	NR	885	0	NR
370	0	NR	500	216	NR	630	510	NR	760	11	NR	890	0	NR
375	0	NR	505	291	NR	635	456	NR	765	9	NR	895	0	NR
380	0	NR	510	366	NR	640	407	NR	770	8	NR	900	0	NR
385	0	NR	515	436	NR	645	359	NR	775	7	NR	905	0	NR
390	0	NR	520	492	NR	650	316	NR	780	6	NR	910	0	NR
395	2	NR	525	536	NR	655	277	NR	785	5	NR	915	0	NR
400	4	NR	530	567	NR	660	240	NR	790	4	NR	920	0	NR
405	7	NR	535	596	NR	665	208	NR	795	4	NR	925	0	NR
410	12	NR	540	619	NR	670	179	NR	800	3	NR	930	0	NR
415	25	NR	545	644	NR	675	154	NR	805	3	NR	935	0	NR
420	51	NR	550	671	NR	680	133	NR	810	3	NR	940	0	NR
425	100	NR	555	701	NR	685	114	NR	815	2	NR	945	0	NR
430	180	NR	560	735	NR	690	98	NR	820	2	NR	950	0	NR
435	315	NR	565	768	NR	695	83	NR	825	2	NR	955	0	NR
440	514	NR	570	798	NR	700	71	NR	830	1	NR	960	0	NR
445	828	NR	575	825	NR	705	61	NR	835	1	NR	965	0	NR
450	992	NR	580	843	NR	710	52	NR	840	1	NR	970	0	NR
455	652	NR	585	848	NR	715	44	NR	845	1	NR	975	0	NR
460	382	NR	590	844	NR	720	38	NR	850	1	NR	980	0	NR
465	282	NR	595	826	NR	725	32	NR	855	1	NR	985	0	NR
470	180	NR	600	800	NR	730	28	NR	860	1	NR	990	0	NR
475	119	NR	605	762	NR	735	24	NR	865	1	NR	995	0	NR
480	101	NR	610	719	NR	740	20	NR	870	1	NR	1000	0	NR
485	98	NR	615	669	NR	745	17	NR	875	0	NR			

REPORT NUMBER: SP1-2407-157-5

Melanopic Flux vs. Wavelength



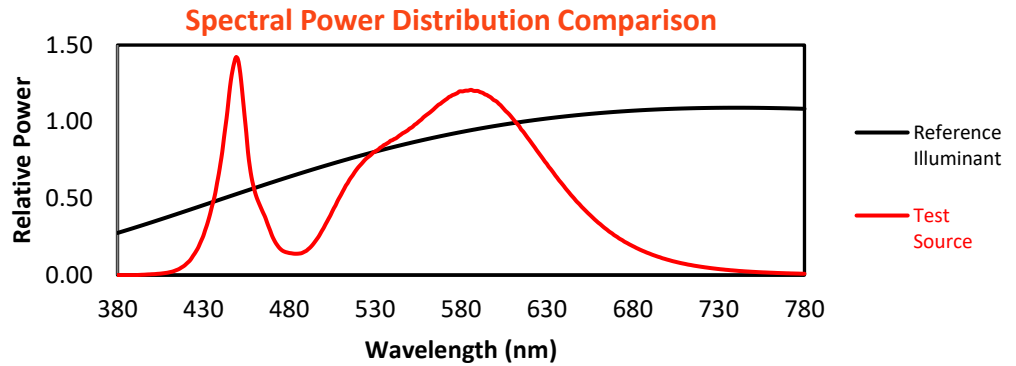
Melanopic Lumens: NR

M/P: 2.88

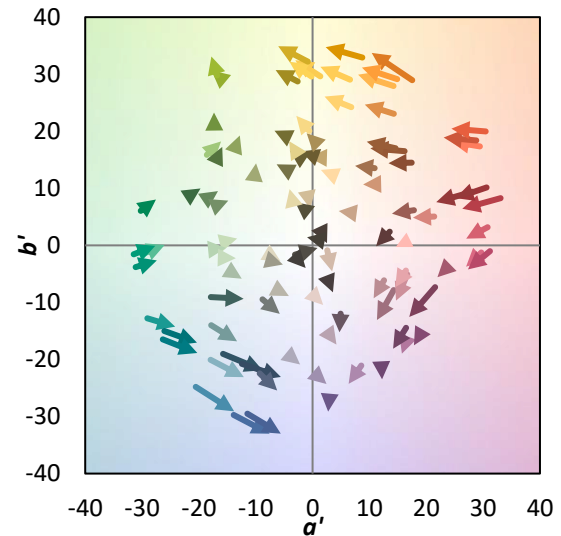
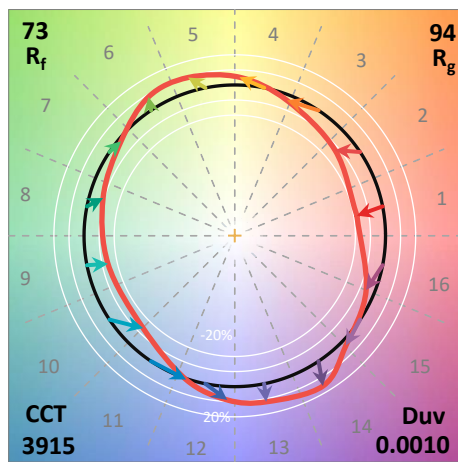
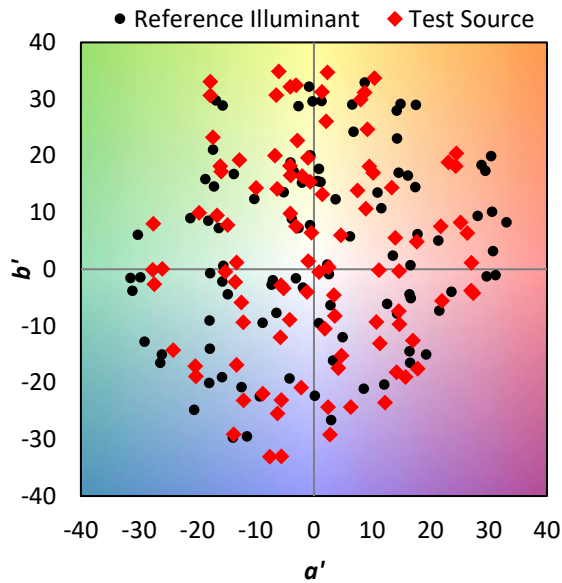
λ (nm)	Power W [^] /nm	Lumens (φ/nm)	λ (nm)	Power W [^] /nm	Lumens (φ/nm)	λ (nm)	Power W [^] /nm	Lumens (φ/nm)	λ (nm)	Power W [^] /nm	Lumens (φ/nm)	λ (nm)	Power W [^] /nm	Lumens (φ/nm)
360	0	NR	490	112	NR	620	618	NR	750	15	NR	880	0	NR
365	0	NR	495	153	NR	625	563	NR	755	13	NR	885	0	NR
370	0	NR	500	216	NR	630	510	NR	760	11	NR	890	0	NR
375	0	NR	505	291	NR	635	456	NR	765	9	NR	895	0	NR
380	0	NR	510	366	NR	640	407	NR	770	8	NR	900	0	NR
385	0	NR	515	436	NR	645	359	NR	775	7	NR	905	0	NR
390	0	NR	520	492	NR	650	316	NR	780	6	NR	910	0	NR
395	2	NR	525	536	NR	655	277	NR	785	5	NR	915	0	NR
400	4	NR	530	567	NR	660	240	NR	790	4	NR	920	0	NR
405	7	NR	535	596	NR	665	208	NR	795	4	NR	925	0	NR
410	12	NR	540	619	NR	670	179	NR	800	3	NR	930	0	NR
415	25	NR	545	644	NR	675	154	NR	805	3	NR	935	0	NR
420	51	NR	550	671	NR	680	133	NR	810	3	NR	940	0	NR
425	100	NR	555	701	NR	685	114	NR	815	2	NR	945	0	NR
430	180	NR	560	735	NR	690	98	NR	820	2	NR	950	0	NR
435	315	NR	565	768	NR	695	83	NR	825	2	NR	955	0	NR
440	514	NR	570	798	NR	700	71	NR	830	1	NR	960	0	NR
445	828	NR	575	825	NR	705	61	NR	835	1	NR	965	0	NR
450	992	NR	580	843	NR	710	52	NR	840	1	NR	970	0	NR
455	652	NR	585	848	NR	715	44	NR	845	1	NR	975	0	NR
460	382	NR	590	844	NR	720	38	NR	850	1	NR	980	0	NR
465	282	NR	595	826	NR	725	32	NR	855	1	NR	985	0	NR
470	180	NR	600	800	NR	730	28	NR	860	1	NR	990	0	NR
475	119	NR	605	762	NR	735	24	NR	865	1	NR	995	0	NR
480	101	NR	610	719	NR	740	20	NR	870	1	NR	1000	0	NR
485	98	NR	615	669	NR	745	17	NR	875	0	NR			

Summary

$R_f = 73.2$
 $R_g = 93.9$
 $CIE R_a = 71.0$
 $R_g = -38.4$

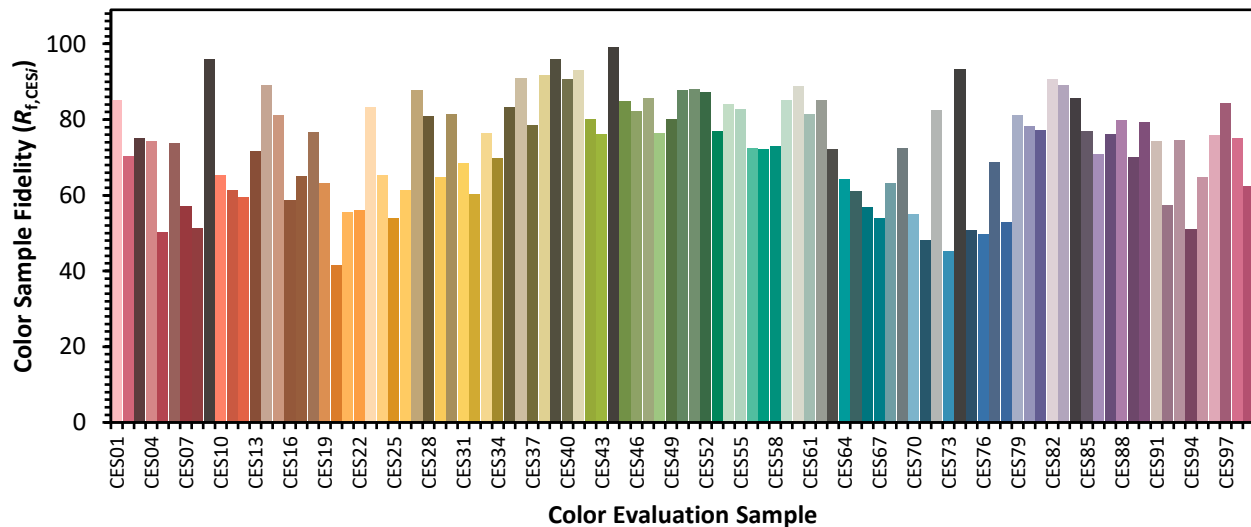


Color Vector Graphics

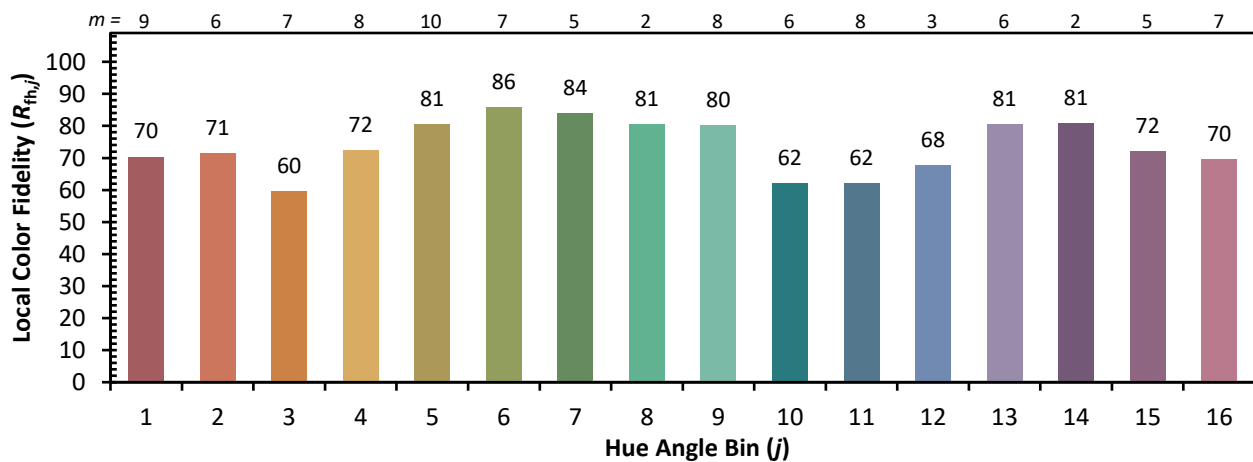


Individual Sample Fidelity Index ($R_{f,i}$)

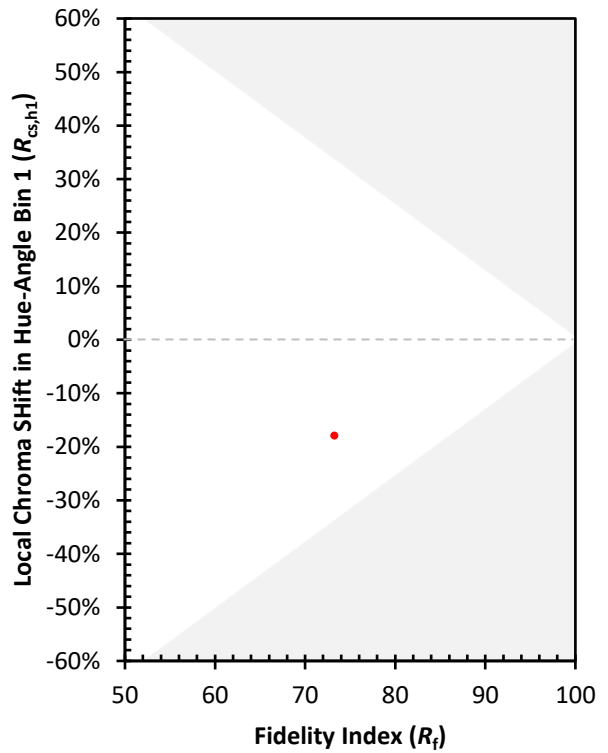
CES01 = 85	CES26 = 61	CES51 = 88	CES76 = 50
CES02 = 61	CES27 = 88	CES52 = 87	CES77 = 69
CES03 = 30	CES28 = 81	CES53 = 77	CES78 = 53
CES04 = 70	CES29 = 65	CES54 = 84	CES79 = 81
CES05 = 47	CES30 = 81	CES55 = 83	CES80 = 78
CES06 = 50	CES31 = 69	CES56 = 73	CES81 = 77
CES07 = 40	CES32 = 60	CES57 = 72	CES82 = 91
CES08 = 39	CES33 = 76	CES58 = 73	CES83 = 89
CES09 = 29	CES34 = 70	CES59 = 85	CES84 = 86
CES10 = 74	CES35 = 83	CES60 = 89	CES85 = 77
CES11 = 57	CES36 = 91	CES61 = 81	CES86 = 71
CES12 = 63	CES37 = 79	CES62 = 85	CES87 = 76
CES13 = 42	CES38 = 92	CES63 = 72	CES88 = 80
CES14 = 74	CES39 = 96	CES64 = 64	CES89 = 70
CES15 = 71	CES40 = 91	CES65 = 61	CES90 = 79
CES16 = 46	CES41 = 93	CES66 = 57	CES91 = 74
CES17 = 49	CES42 = 80	CES67 = 54	CES92 = 57
CES18 = 56	CES43 = 76	CES68 = 63	CES93 = 74
CES19 = 72	CES44 = 99	CES69 = 73	CES94 = 51
CES20 = 65	CES45 = 85	CES70 = 55	CES95 = 65
CES21 = 86	CES46 = 82	CES71 = 48	CES96 = 76
CES22 = 78	CES47 = 86	CES72 = 83	CES97 = 84
CES23 = 92	CES48 = 77	CES73 = 45	CES98 = 75
CES24 = 91	CES49 = 80	CES74 = 93	CES99 = 62
CES25 = 72	CES50 = 88	CES75 = 51	



Color Rendition by Hue-Angle Bin



Measure Comparisons



(END OF REPORT)